


We Make it EASY

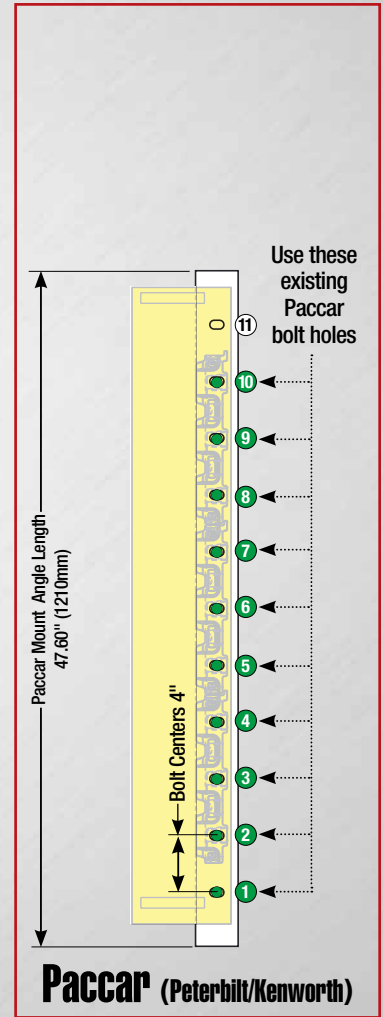
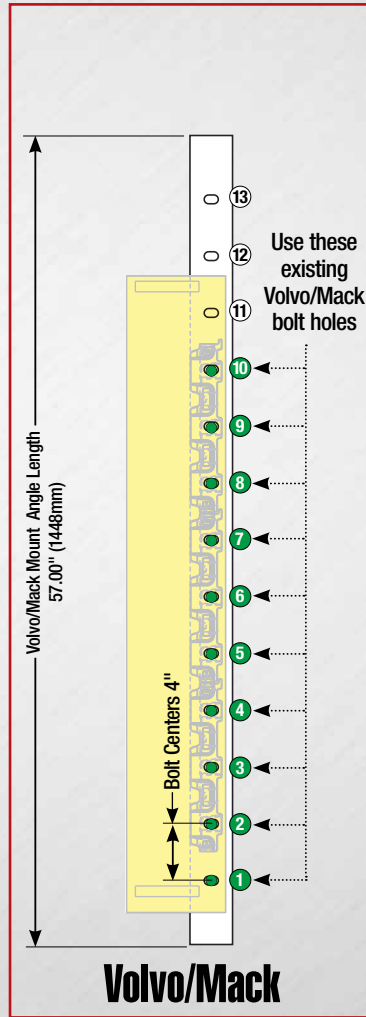
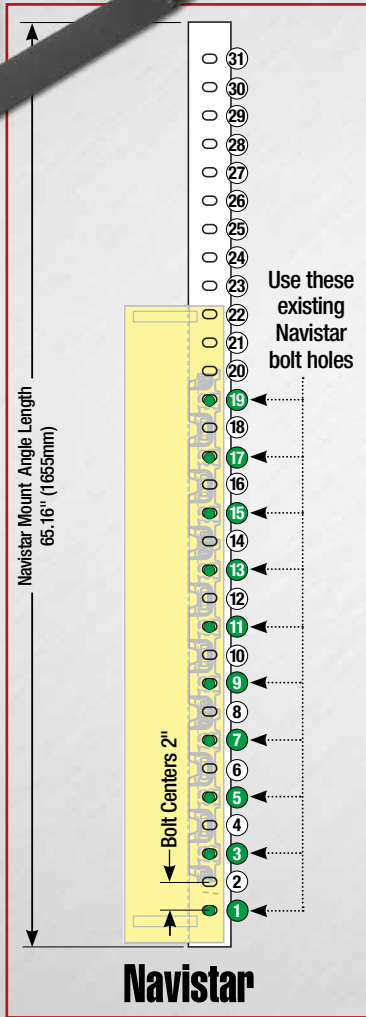
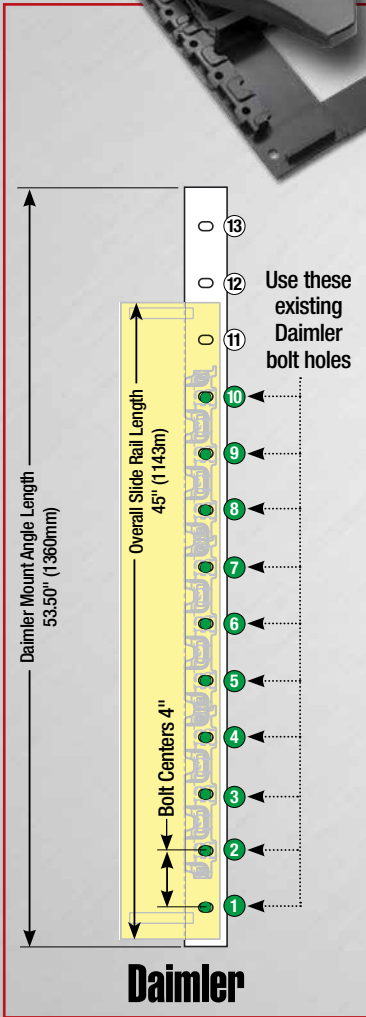
Installing No-Slack® LWB 24" Slides on existing OEM mounting angles

All mounting angles provided below are standard OEM specified length mounting angles designed for 24" slide travel fifth wheels. Hole center spacing is based on OEM standards, front to rear hole alignment may vary. The LWB model represented below is for a 24" slide travel fifth wheel (45" overall rail length). The diagrams below place the (yellow) LWB in the recommended installation position on the mounting angle to illustrate the rearmost installation location. The green numbers represent the bolt locations for each OEM mounting angle. No drilling is required for LWB on these OEM mounting angles.



6000 LWB Part Number	7000 LWB Part Number (Add 36 lbs)	7000CC LWB Part Number (Add 39 lbs)	Fifth Wheel Height	Slide Length	6000 Weight
SL6LWB675024	SL7LWB675024	SLCLWB675024	6-3/4"	24"	422 lbs
SL6LWB725024	SL7LWB725024	SLCLWB725024	7-1/4"	24"	425 lbs
SL6LWB825024	SL7LWB825024	SLCLWB825024	8-1/4"	24"	430 lbs
SL6LWB925024	SL7LWB925024	SLCLWB925024	9-1/4"	24"	435 lbs
SL6LWB1025024	SL7LWB1025024	SLCLWB1025024	10-1/4"	24"	440 lbs

Models shown are for driver side handle release. For passenger side change **SL** to **SR**.



OEM names used for reference purposes only.



FONTAINE®
FIFTH WHEEL

www.fifthwheel.com • 800-874-9780 • Email: parts@fifthwheel.com

©2017 Fontaine Fifth Wheel • LT-237 • September 2017 R2

