

We Make it EASY

Installing No-Slack® AWB 24" Slides on existing OEM mounting angles

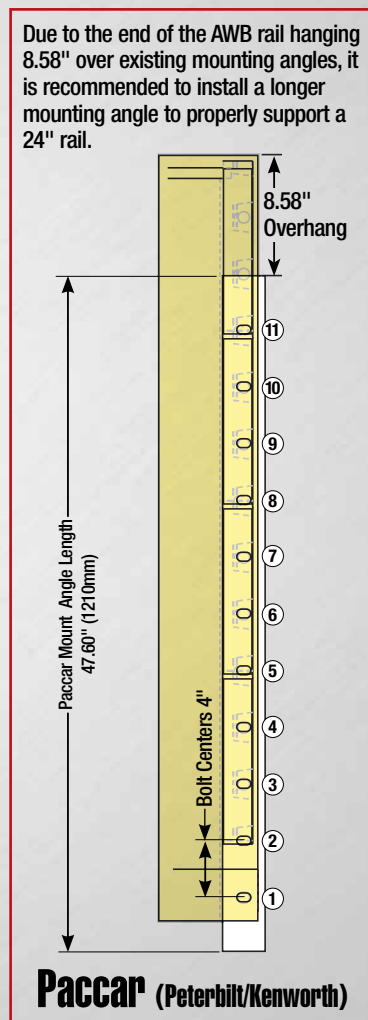
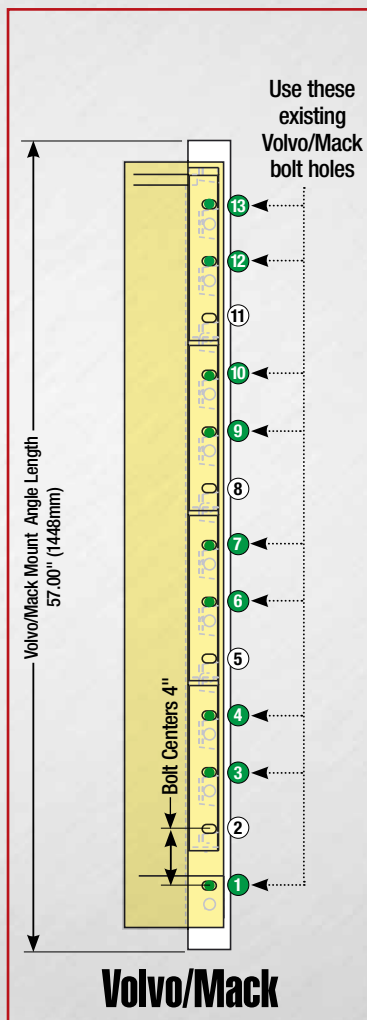
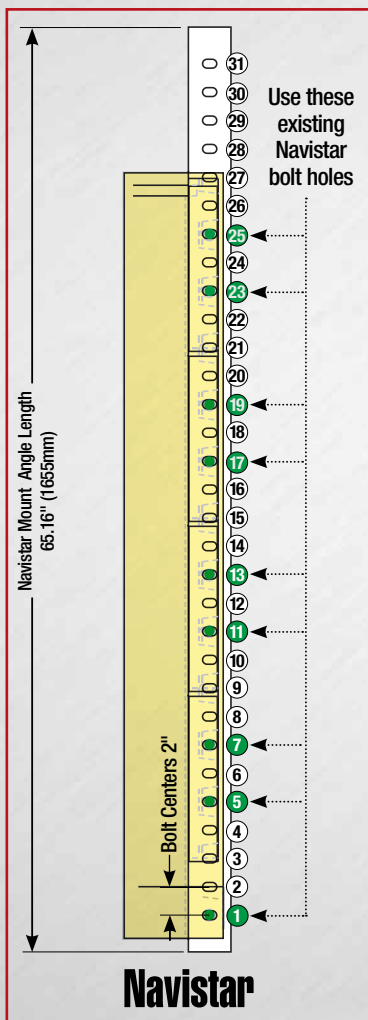
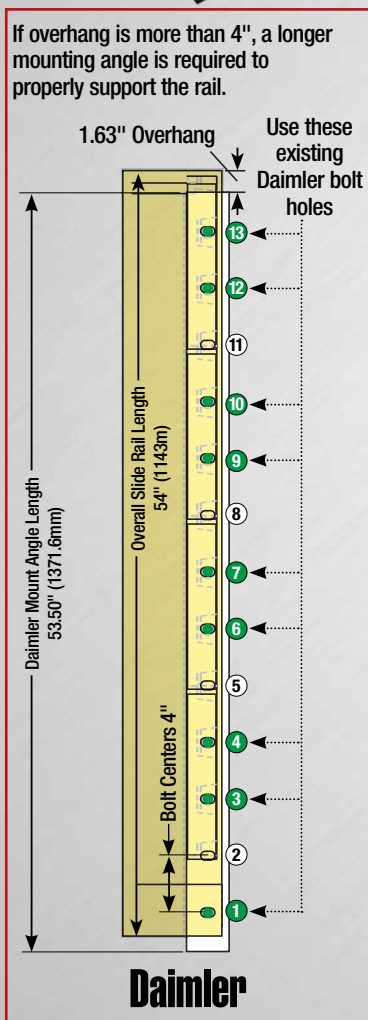
All mounting angles provided below are standard OEM specified length mounting angles designed for 24" slide travel fifth wheels. Hole center spacing is based on OEM standards, front to rear hole alignment may vary. The AWB model represented below is for a 24" slide travel fifth wheel (54" overall rail length). The diagrams below place the (yellow) AWB in the recommended installation position on the mounting angle to illustrate the rearmost installation location. The green numbers represent the bolt locations for each OEM mounting angle. No drilling is required for AWB on these OEM mounting angles. However, the Paccar models will need a longer mounting angle to accommodate the 54" long AWB.



H7 AWB shown

7000 AWB Part Number	H7 AWB Part Number	Fifth Wheel Height	Slide Length	Weight
SL7AWB775024	SLH7AWB775024	7-3/4"	24"	572 lbs
SL7AWB875024	SLH7AWB875024	8-3/4"	24"	578 lbs
SL7AWB975024	SLH7AWB975024	9-3/4"	24"	584 lbs
SL7AWB1075024	SLH7AWB1075024	10-3/4"	24"	604 lbs

7000 models shown are for driver side handle release. For passenger side change **SL** to **SR**. H7 models are **SL** only.



OEM names used for reference purposes only.



FONTAINE®
FIFTH WHEEL

www.fifthwheel.com • 800-874-9780 • Email: parts@fifthwheel.com

©2017 Fontaine Fifth Wheel • LT-246 • December 2017 R1

@FifthWheelParts



@FontainePartsConnection

