

# ARMOR

THE ONLY FIFTH WHEEL DESIGNED SPECIFICALLY FOR YARD TRUCKS

Faster repairs • Greater uptime • Lowest total cost of ownership

## Air Cylinder Replacement Instructions

Air Cylinder Kit (AMORACK)



### Air Cylinder Kit Part # **ARMORACK**

Standard Repair Time:

**15 Minutes**

Item	Description	Quantity
⑥	Air cylinder	1
⑦	3-way air valve	1



Air cylinder exhaust screen can be removed and exhaust air line installed depending on truck manufacturer setup.



Air Cylinder Replacement Video available at:  
[fifthwheel.com/armor](http://fifthwheel.com/armor)  
Choose "Training" then "Air Cylinder Replacement"

Tools Required
Crowbar
Pliers
9/16" socket
11/16" socket
1/4" allen wrench
Kingpin tool

Personal Protective Equipment
Safety glasses
Work gloves
Steel toe boots



### Warning!

- Keep hands away from throat of operating fifth wheel
- Wear Personal Protective Equipment (PPE)
- Make sure the wheel is disarmed before maintenance
- Follow all instructions
- Read operating manual before use
- Use proper procedures
- Use proper tools



For instructional video scan or go to [fifthwheel.com/maintenance/](http://fifthwheel.com/maintenance/)



**FONTAINE**  
PARTS CONNECTION

[fifthwheel.com](http://fifthwheel.com) • 800.874.9780

All kits include hardware

# ARMOR

THE ONLY FIFTH WHEEL DESIGNED SPECIFICALLY FOR YARD TRUCKS


Faster repairs • Greater uptime • Lowest total cost of ownership

## Disassembly

Hint: If you need help with parts identification see pages 6-8.




Trip the wheel closed using a crowbar. **NEVER use hands to trip an activated fifth wheel.**



**Hint:** A fifth wheel is closed when the locking jaw is completely across the throat of the fifth wheel.




Raise the yard truck boom for easy access, then remove the air hose from the air cylinder quick release valve.



Remove spring tension by removing the cotter pin with pliers. Then remove the two spring tensioner nuts. **Hint:** You can place a screwdriver in the main spring loop to prevent spring from rotating when unbolting nuts (see video).



This deactivates the fifth wheel and allows the user to perform maintenance.




Pull the secondary lock for easy access.

# ARMOR

THE ONLY FIFTH WHEEL DESIGNED SPECIFICALLY FOR YARD TRUCKS

Faster repairs • Greater uptime • Lowest total cost of ownership

## Disassembly



Remove the air cylinder/secondary lock nut and bolt.



Remove the air cylinder.



Remove air cylinder bolt.






# ARMOR

THE ONLY FIFTH WHEEL DESIGNED SPECIFICALLY FOR YARD TRUCKS

Faster repairs • Greater uptime • Lowest total cost of ownership

## Assembly



Test Kingpin Tool  
Part # **ARMORKPK**



See video at [fifthwheel.com/maintenance/](http://fifthwheel.com/maintenance/)  
Choose "Air Cylinder Replacement"

All kits include hardware

# ARMOR

THE ONLY FIFTH WHEEL DESIGNED SPECIFICALLY FOR YARD TRUCKS

**Faster repairs • Greater uptime • Lowest total cost of ownership**

## Assembly



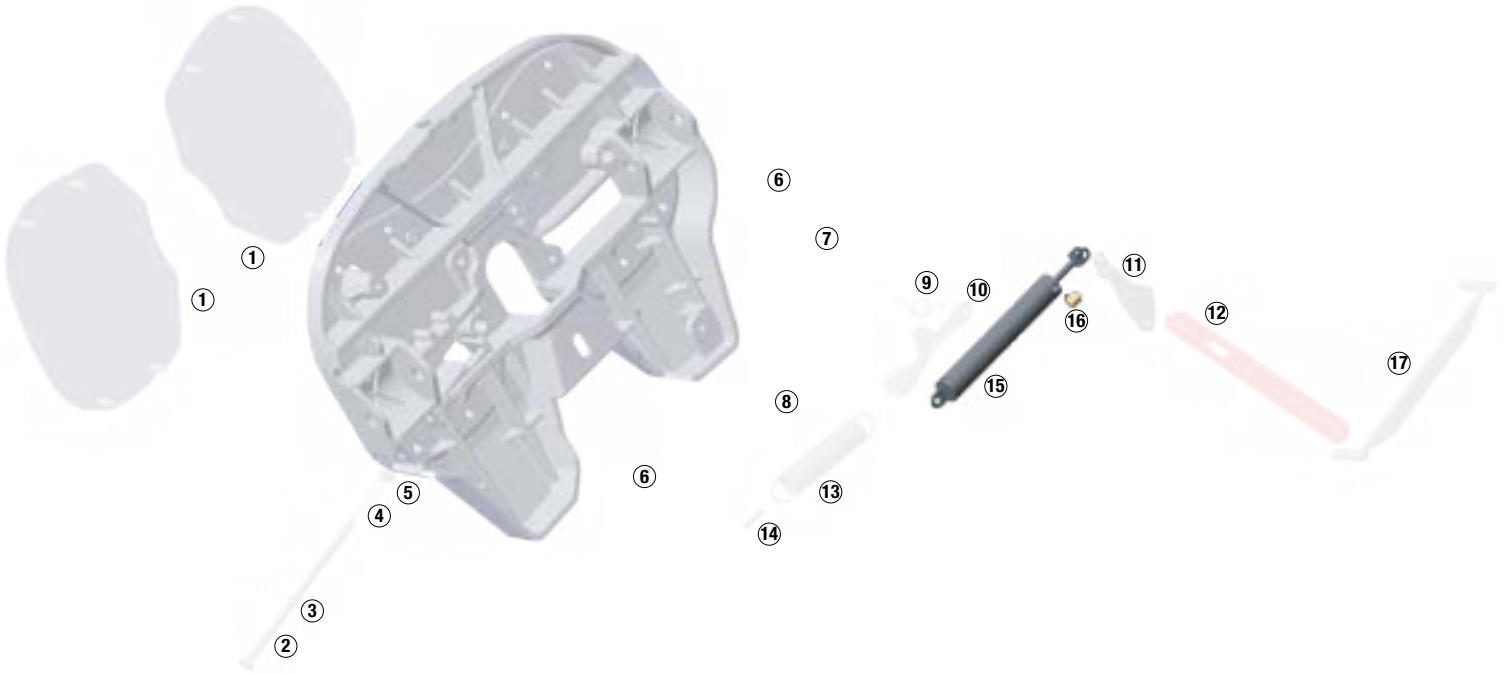
*Air cylinder exhaust screen can be removed and exhaust air line installed depending on truck manufacturer setup.*

# ARMOR

THE ONLY FIFTH WHEEL DESIGNED SPECIFICALLY FOR YARD TRUCKS

Faster repairs • Greater uptime • Lowest total cost of ownership

## Part Identification



Item	Description	Quantity	Included in kit
①	Wear plate	2	ARMORWPK
②	Knockout rod	1	ARMORKRK
③	Knockout rod clip	1	ARMORKRK
④	Knockout rod spring	1	ARMORKRK
⑤	Knockout rod nut	1	ARMORKRK
⑥	Bracket liner	1	ARMORBLK
⑦	Stationary jaw	1	ARMORSJK, ARMORLAK
⑧	Locking jaw	1	ARMORJRK, ARMORLAK
⑨	Torsion spring	1	ARMORTAK, ARMORLAK, ARMORSRK
⑩	Trigger	1	ARMORTAK, ARMORLAK
⑪	Secondary lock	1	ARMORTAK, ARMORLAK
⑫	Operating handle	1	ARMORTAK, ARMORLAK
⑬	Main spring	1	ARMORTAK, ARMORLAK, ARMORSRK
⑭	Spring tensioner	1	ARMORTAK, ARMORLAK, ARMORSRK
⑮	<b>Air Cylinder</b>	<b>1</b>	<b>ARMORACK</b>
⑯	<b>3-way air valve</b>	<b>1</b>	<b>ARMORACK</b>
⑰	Cover plate	1	ARMORTAK, ARMORLAK, ARMORCPK

See video at [fifthwheel.com/maintenance/](http://fifthwheel.com/maintenance/)  
Choose "Air Cylinder Replacement"

All kits include hardware


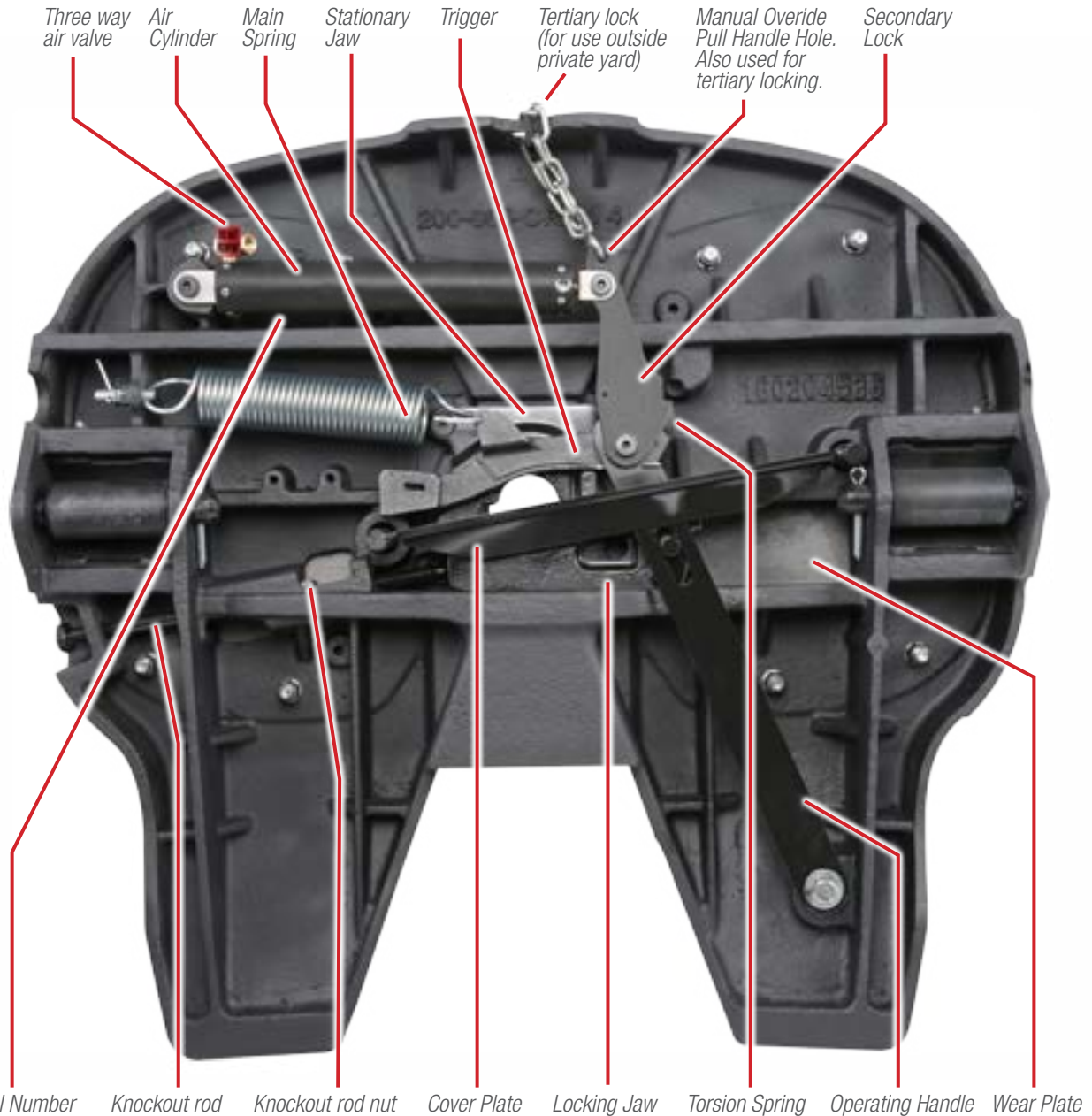


# ARMOR

THE ONLY FIFTH WHEEL DESIGNED SPECIFICALLY FOR YARD TRUCKS

Faster repairs • Greater uptime • Lowest total cost of ownership

## Part Identification – Bottom View



28th fifth wheel  
manufactured in  
September, 2014

Example serial number  
09140028



**FONTAINE**<sup>®</sup>

PARTS CONNECTION

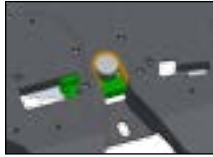
fifthwheel.com • 800.874.9780

# ARMOR

THE ONLY FIFTH WHEEL DESIGNED SPECIFICALLY FOR YARD TRUCKS

Faster repairs • Greater uptime • Lowest total cost of ownership

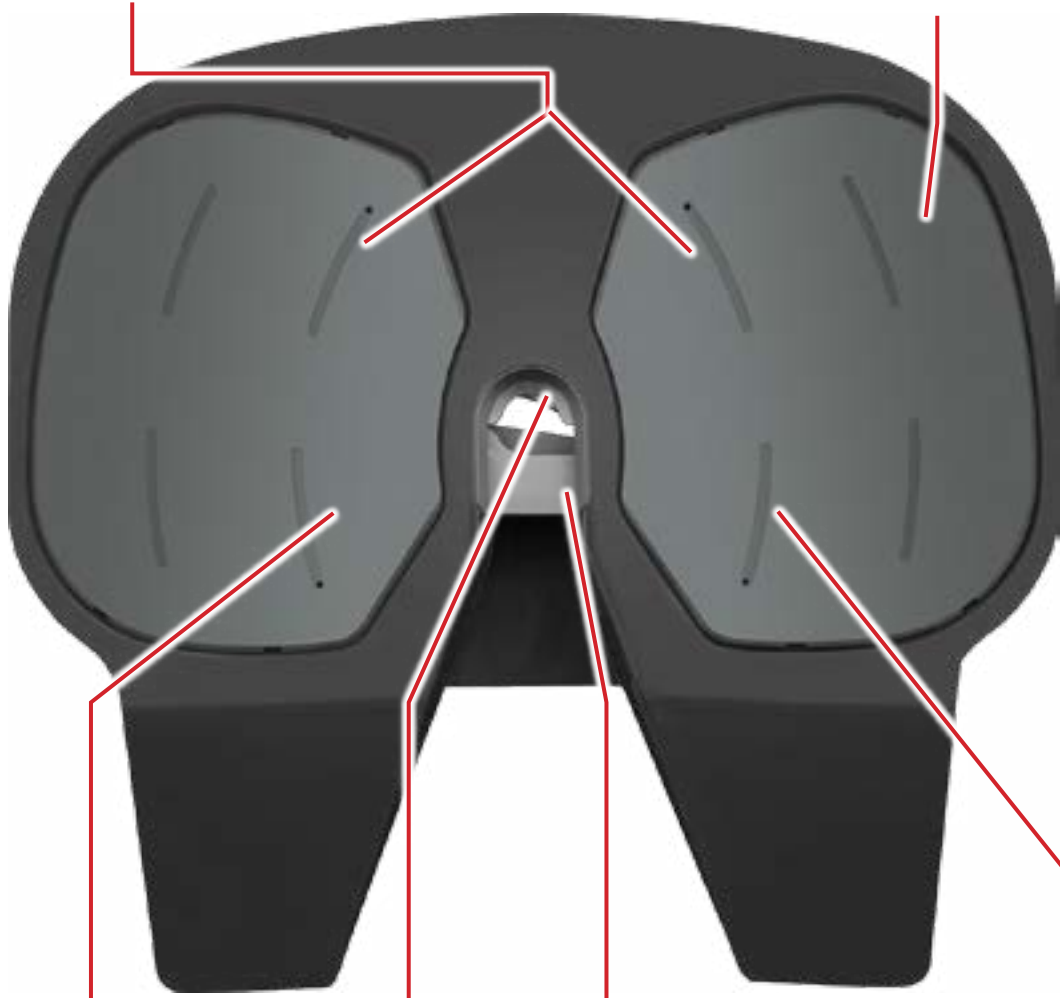
## Part Identification – Top View



Wear Plates (removable for easy maintenance)



Air cylinder bolt access (under wear plate)



Locking jaw access (under wear plate). Locking jaw slides in for easy maintenance.



Stationary Jaw

Locking Jaw

Knockout rod access (under wear plate). Slot for easy knockout rod maintenance.

