

## Cold Weather Maintenance


Special precautions should be taken during cold weather to ensure that the Fontaine No-Slack® and No-Slack® II locking mechanisms operate freely. Ice and sludge can build up and lubricants become thick and binding at low temperatures. When the temperature drops below freezing, Fontaine® recommends a thorough cleaning of the latching mechanism using a suitable cleaner or degreaser to make sure that all moving parts operate freely. Lubricate the fifth wheel prior to opening and closing. Refer to figures below. Grease the jaw and wedge on top and bottom. Separate the jaw and wedge with a large screwdriver and distribute the grease along the full length of the jaw and wedge mating surfaces. Open and close the fifth wheel several times to further distribute the grease.

Fontaine suggests the use of a lithium complex grease when applying lubricant. (Areas or regions that experience extreme and/or prolonged freezing temperatures should consider using a less viscous substance such as: 90-weight oil, diesel fuel, kerosene, motor oil, etc. Doing so will help ensure proper movement/ lubrication of the latching mechanism. Fontaine suggests contacting your specific lubricant manufacturer for guidelines on mixing compatibility of any lubricant.)

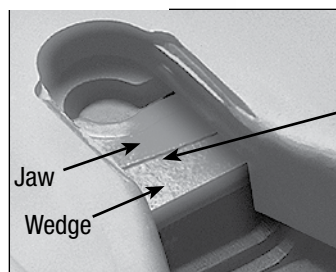
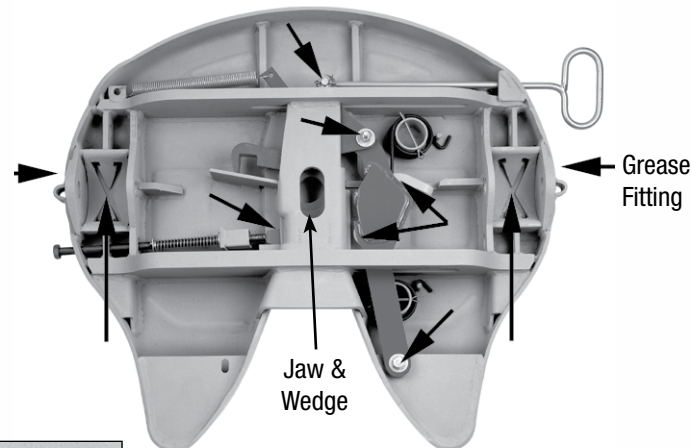
The regular performance of the routine, "90-Day/50,000 Mile Preventative Maintenance Procedure," is also recommended.

Please refer to "Section III – Inspection and Maintenance Procedures" of the Fontaine Fifth Wheel Instructions Handbook (LT-001) for additional maintenance recommendations.

**NO-SLACK® (6000/7000)**  
Clean, oil and grease all moving parts (arrows)



**NO-SLACK® (5092)**  
Clean, oil and grease all moving parts (arrows)



Separate Jaw and Wedge with screw driver here - grease full length.